

# Low-Cost HDMI Over Gigabit IP Network Range Extender

XTENDEX®

**Extend an HDMI Plasma/LCD display up to 330 feet away from the source using gigabit Ethernet. Use with cascaded network switches to extend up to 1,000 feet.**

- Supports HDTV resolutions to 1080p.
- Ideal solution for digital signage applications.
- Broadcast real-time HDMI video and audio signals to multiple display locations with a managed or unmanaged (also known as non-managed) network switch.
- Transmits an HDMI signal over one CAT5e/6 cable.
- Plug-and-Play installation allows receivers to find the transmitters automatically on the same subnet. (Network configuration may be required for managed network switch.)
- Web interface for changing IP addresses, firmware updates and resetting units to factory default settings.
- Easily expandable. Add remote units as you add monitors.
- Inexpensive CAT5e/6 cable replaces bulky video cables.
- Supports 10/100/1000 Ethernet connection.
- Built in default EDID table.
- HDCP compliant.
- Support for multiple transmitters requires a managed network switch with VLAN/IGMP support. Standard LAN switches can only support one transmitter.
  - The managed switch must support port based IEEE 802.1Q VLAN, IGMP, and permit duplicate IP addresses across the VLAN domains.
  - Each VLAN acts as a separate HDMI Over IP Channel on the network.
  - Number of local and remote units that can be used is dependent on the backplane bandwidth of the switch.
  - Cascade managed network switches up to 3 levels, allowing the farthest display to be located up to 1,000 feet away from the source device. Each receiver can be located up to 330 feet away.
- For a point-to-many connection, a standalone network with an unmanaged network switch, hub, or router can be used instead of a managed network switch.
  - It is not recommended to use any other network devices on this standalone network as it may cause a degradation in performance.
- Uses M-JPEG technology to process image compression on a fixed bandwidth.
  - Note: at high resolutions, characters on PCs get noticeably fuzzy due to image compression and decompression process.
- Local and remote units must be in the same LAN. The units do not support WAN connections.



**ST-IPHD-LC**

The XTENDEX® Low-Cost HDMI Over Gigabit IP Extender multicasts digital video and audio signals to one or more receivers up to 330 feet away over a 1000Base-T Gigabit Network connected with CAT5e/6 cable.

Each Low-Cost HDMI Over Gigabit IP Extender consists of a local unit that connects to an HDMI source, and a remote unit that connects to an HDMI display. The local and remote units can be connected together for a Point-to-Point connection via CATx or a Point-to-Many connection via a network switch. Support for multiple transmitters requires a managed network switch.

- **Extend 1080p video up to 330 ft via One CATx Cable**
- **Use with cascaded network switches to extend to 1,000 feet**
- **Supports Point-to-Point, Point-to-Many, & Many-to-Many connections**

## Specifications

### Local Unit

- One female HDMI-A port for source connection.
- One female 1000Mbps RJ45 port for sending high definition video/audio signals.
- Supported input resolutions: 480i@60Hz, 480p@60Hz, 576i@50Hz, 576p@50Hz, 720p@50/60Hz, 1080i@50/60Hz, 1080p@50/60Hz
- Max. bit rate: 80 Mbps.
- Codec: MJPEG
- Encoding delay: 33 mS at 30fps latency

### Remote Unit

- One female HDMI-A port for HDTV or computer display.
- One female 1000Mbps RJ45 port for receiving high definition video/audio signals.
- Supported output resolutions: 480p@60Hz, 576p@50Hz, 720p@50/60Hz, 1080p@50/60Hz
- Supports embedded digital audio through HDMI compatible TVs or audio receivers.

### Regulatory Approvals

- CE, FCC, RoHS

### Power

- Local and remote unit: 110 or 240 VAC at 50 or 60 Hz via AC adapter.
  - Power Cord Plug
    - ◆ ST-IPHD-LC: US NEMA 1-15P
    - ◆ ST-IPHD-LCEU: Europlug CEE 7/16
    - ◆ ST-IPHD-LCUK: UK BS1363
    - ◆ ST-IPHD-LCAU: AS/NZS 3112
    - ◆ ST-IPHD-LCUNV: US NEMA 1-15P with country-specific universal power plug adapter
- Power consumption: 3W each.

### Environment

- Operating and storage temperature: 14 to 140°F (-10 to 60°C).
- Operating and storage relative humidity: 20 to 90% non-condensing RH.

### Max Distance

- 330 feet (100 meters) over CAT5e/6 cable.

# Low-Cost HDMI Over Gigabit IP Network Range Extender

XTENDEX®

Extend an HDMI Plasma/LCD display up to 330 feet away from the source using gigabit Ethernet. Use with cascaded network switches to extend up to 1,000 feet.

## Specifications (continued)

### Cables

- Use HD-xx-MM cable to connect an HDMI source or display (not included).
- Use DVI-HD-xx-MM cable to connect a DVI source or display (not included).
- Use CAT5e/6 solid or stranded straight through cable for TIA/EIA-568B wiring terminated with standard RJ45 connectors (not included).

### Dimensions

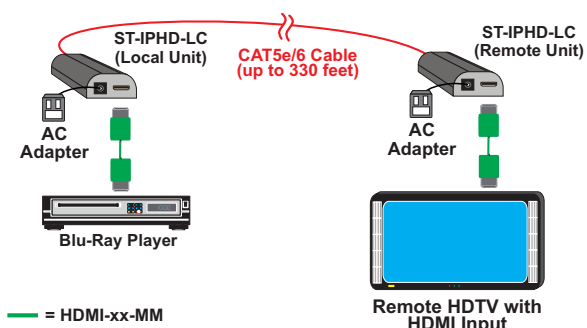
- WxDxH: 2.28x4.33x1.02 in (58x110x26 mm)

### Compatible NTI Products

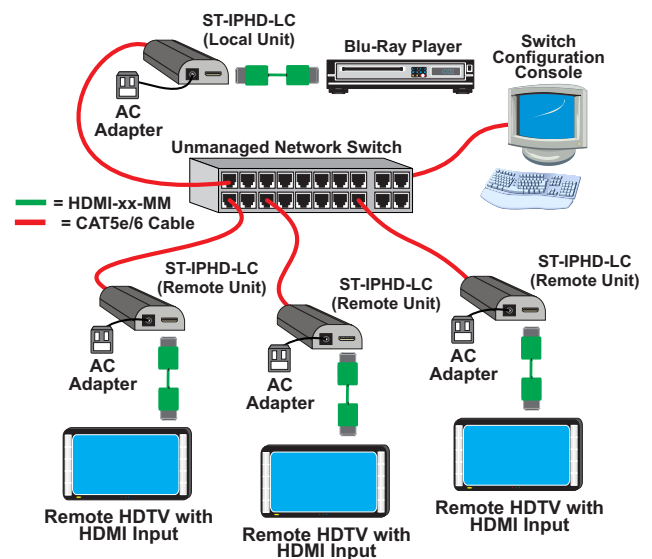
- Combine NTI's video splitters and extenders for complex applications
  - 4K DVI/HDMI Video Splitter (VOPEX-DVI4K-2)
    - ◆ Supports HDTV resolutions to 1080p when used with the extenders.
  - HDMI Quad Screen Splitter/Multiviewer (SPLITMUX-HD-4RT)
  - DVI-D to HDMI Single Link Interface Cable (DVI-HD-xx-MM)
- HDMI 2.0 EDID Emulator (HD4K-EDID-EMLTR)

## Configuration and Cable Illustrations

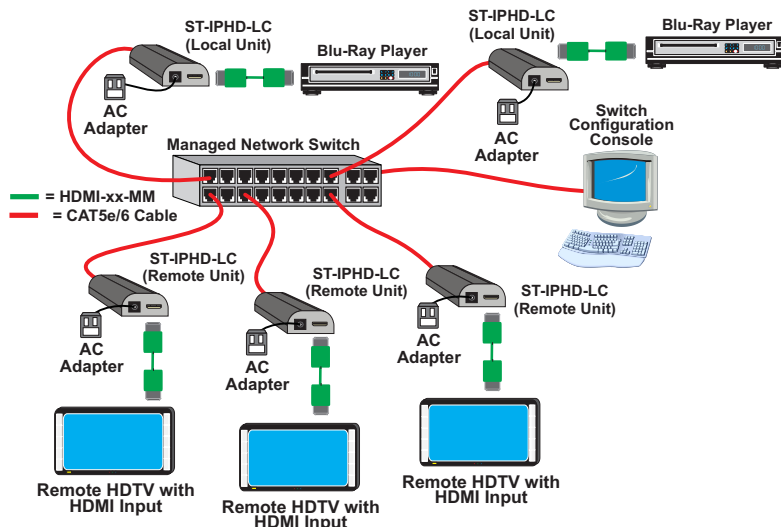
### Point-to-Point Connection



### Point-to-Many Connections



### Many-to-Many Connections



### Low-Cost HDMI Over Gigabit IP Extender - Transmitter & Receiver Set

NTI Part #	Power Cord Plug
ST-IPHD-LC	US NEMA 1-15P
ST-IPHD-LCEU	Europlug CEE 7/16
ST-IPHD-LCUK	UK BS1363
ST-IPHD-LCAU	AS/NZS 3112
ST-IPHD-LCUNV	US NEMA 1-15P with country-specific universal power plug adapter

### Low-Cost HDMI Over Gigabit IP Extender - Receiver Only

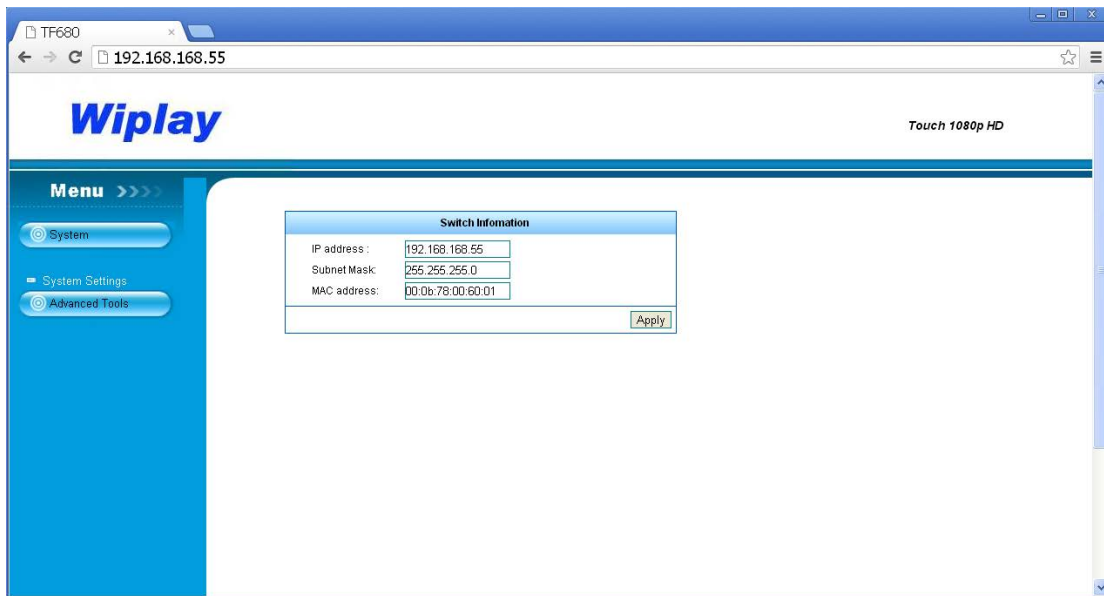
NTI Part #	Power Cord Plug
ST-IPHD-R-LC	US NEMA 1-15P
ST-IPHD-R-LCEU	Europlug CEE 7/16
ST-IPHD-R-LCUK	UK BS1363
ST-IPHD-R-LCAU	AS/NZS 3112
ST-IPHD-R-LCUNV	US NEMA 1-15P with country-specific universal power plug adapter

# Low-Cost HDMI Over Gigabit IP Network Range Extender

XTENDEX®

Extend an HDMI Plasma/LCD display up to 330 feet away from the source using gigabit Ethernet. Use with cascaded network switches to extend up to 1,000 feet.

## How to Access the Web Interface to Change Units IP Address



After connecting the unit directly to the computer using CATx cable, temporarily set your computer's IP address to 192.168.168.xx to match the unit. Open a web browser and input the unit's factory default IP address: 192.168.168.55 (local) or 192.168.168.56 (remote), into the address bar. Change the IP addresses of the units to match your network's subnet. Revert your computer's network configurations to its original settings. The web interface can now be accessed through the newly assigned IP addresses.