



**NETWORK
TECHNOLOGIES
INCORPORATED**

1275 Danner Dr Tel:330-562-7070
Aurora, OH 44202 Fax:330-562-1999
www.networktechinc.com

ENVIROMUX® Series

E-RTDT1W-1562

1-Wire RTD Transmitter

Installation Manual



Front View of E-RTDT1W-1562

TRADEMARK

ENVIROMUX and the NTI logo are registered trademarks of Network Technologies Inc in the U.S. and other countries. All other brand names and trademarks or registered trademarks are the property of their respective owners.

COPYRIGHT

Copyright © 2023 by Network Technologies Inc. All rights reserved. No part of this publication may be reproduced, stored in a retrieval system, or transmitted, in any form or by any means, electronic, mechanical, photocopying, recording, or otherwise, without the prior written consent of Network Technologies Inc, 1275 Danner Drive, Aurora, Ohio 44202.

CHANGES

The material in this guide is for information only and is subject to change without notice. Network Technologies Inc reserves the right to make changes in the product design without reservation and without notification to its users.

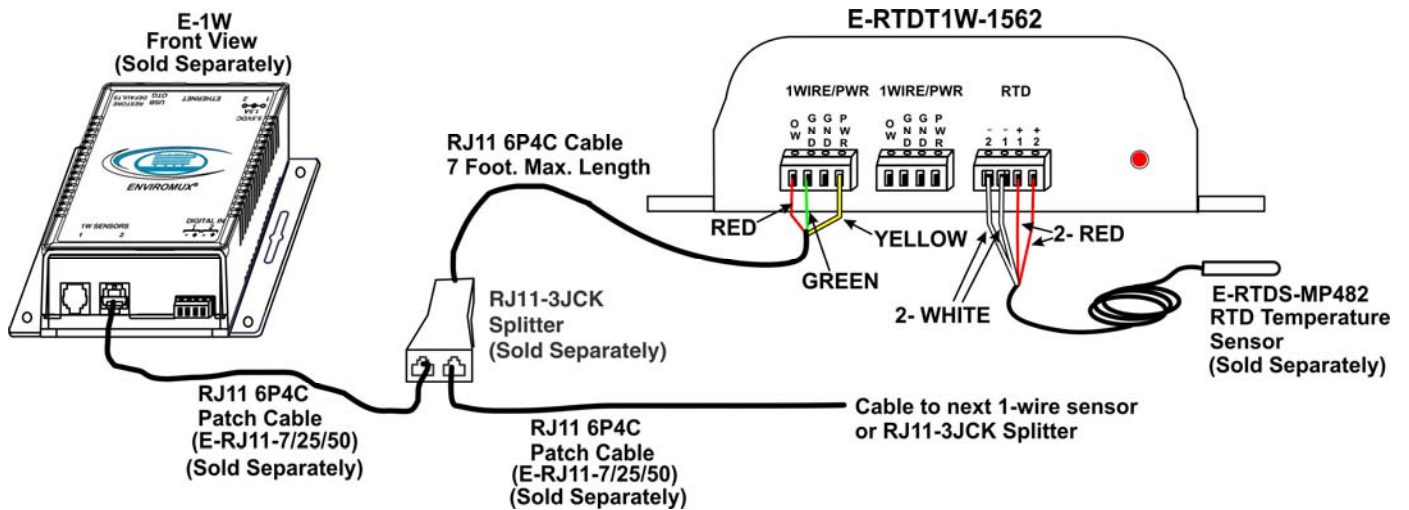
FIRMWARE VERSION

Connect the E-RTDT1W-1562 to E-1W Low Cost Environment Monitoring System having firmware version 3.12 or newer.

FEATURES

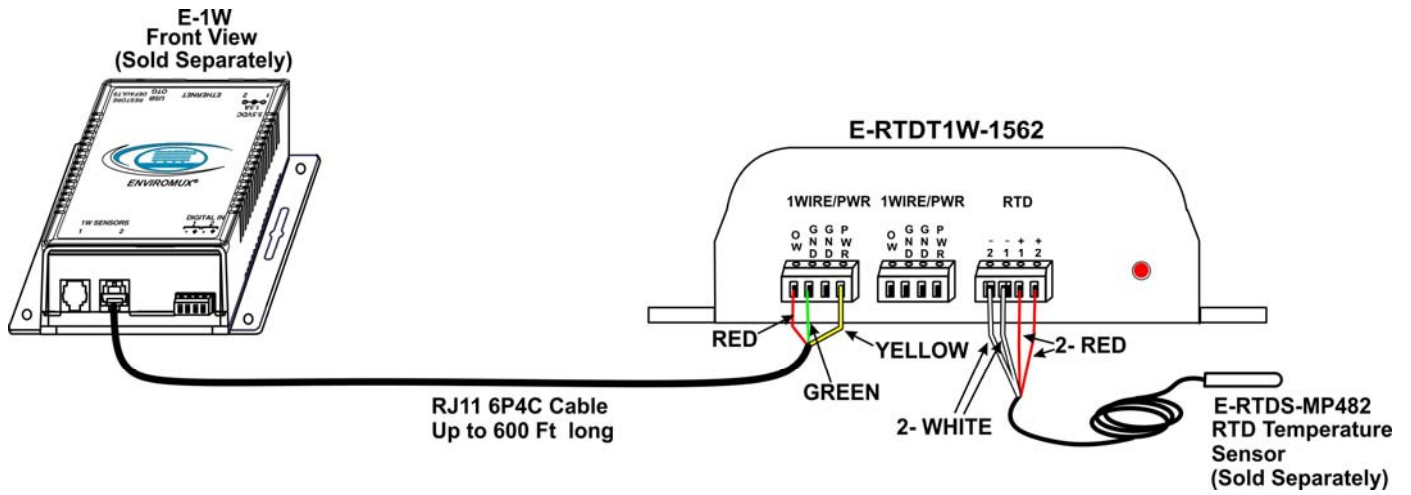
- Use to connect 100 Ohm platinum RTD temperature sensors to the E-1W.
- Temperature range of sensors that can be connected: -328 to 1562°F (-200 to 850°C)
- Accurate to within $\pm 0.09\%$ x°F ($\pm 0.05\%$ x°C)
 - If the connected RTD sensor does not support this high of accuracy, the system will revert to the accuracy of the sensor.
- Configuration: 4-wire connection
- Sensor Element: 100Ω platinum
- Signal Output: 1-Wire communication protocol
- Integrated mounting brackets for easy surface/wall mounting.
- Dimensions WxDxH: 4.11x2.23x1.59 in (104x57x40 mm)
- Operating temperature of Transmitter: -40 to 185°F (-40 to 85°C).
- TAA compliant.
- Compatible with E-1W.
- Powered by E-1W.

INSTALLATION

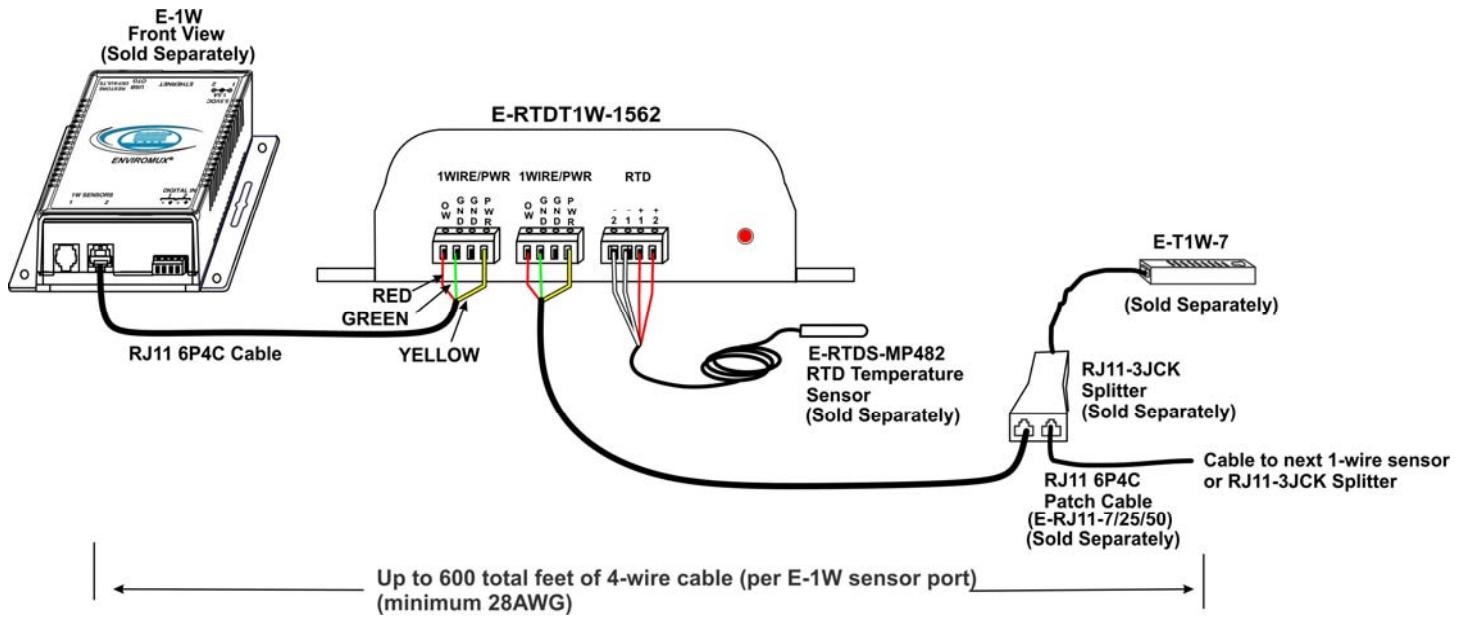


When connected in a chain with other 1W sensors, the E-RTDT1W-1562 can be connected to a RJ11-3JCK splitter with a cable up to 7ft in length.

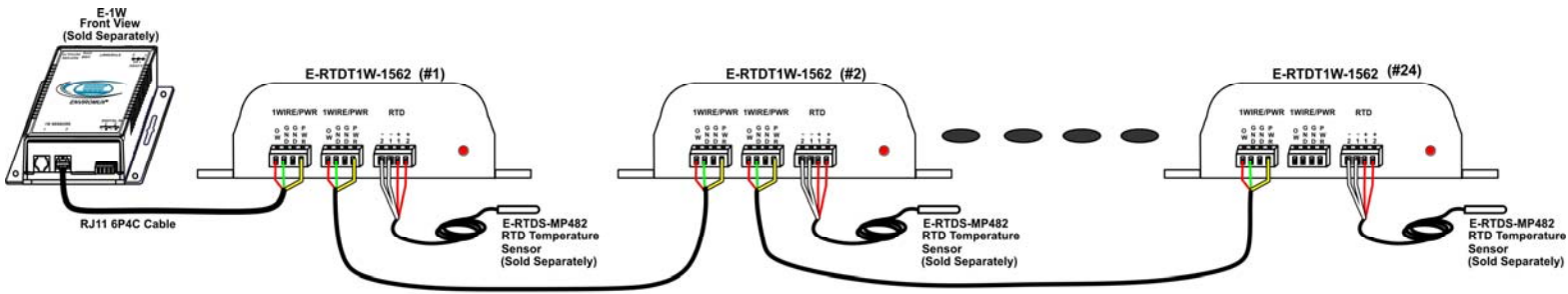
Note: The LED on the E-RTDT1W-1562 does not illuminate when used with the E-1W.



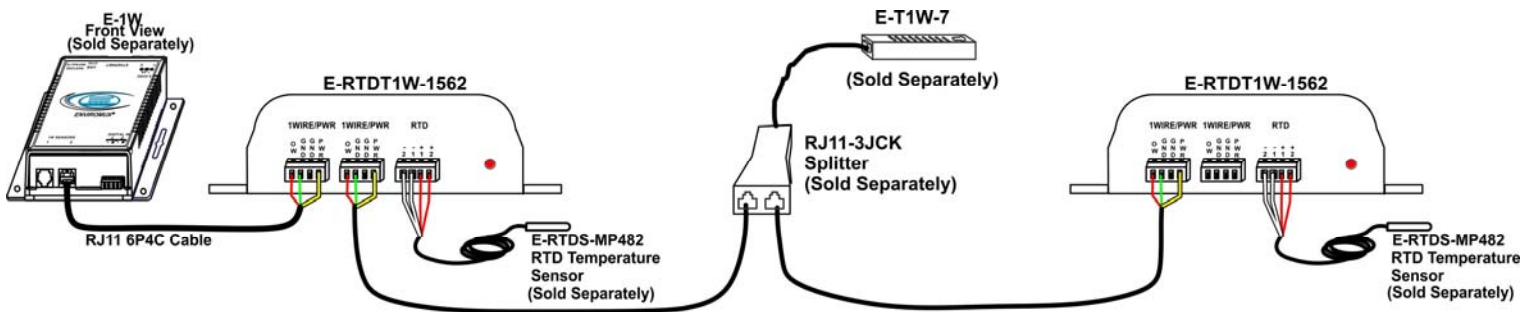
When connected by itself to the E-1W sensor port 1 or 2, the cable to the E-RTDT1W-1562 can be up to 600 feet in length.



When using the second "1WIRE/PWR" terminal set, you can omit the first RJ11-3JCK Splitter and pass the 1-Wire signal through the E-RTDT1W-1562.



Up to 24 E-RTDT1W-1562 RTD Transmitters can be daisy-chained to install up to 24 E-RTDS-MP482 RTD Sensors on each E-1W sensor port.



If other 1-Wire sensors (i.e. E-1W-7) need to be installed between two E-RTDT1W-1562 RTD Transmitters, install an RJ11-3JCK Splitter to connect the 1-Wire Sensor to.

General Installation Note

Make sure the E-1W is running firmware version 3.12 or newer when the E-RTDT1W-1562 is connected in order to see the RTD temperature sensor connected to the Transmitter.

Note: The LED on the E-RTDT1W-1562 does not illuminate when used with the E-1W.

E-RTDS-MP482 Mini Probe 100 Ohm RTD Sensor, -319 to 482°F (-195 to 250°C), 4-Wire

Features:

- Applications from -319 to 482°F (-195 to 250°C).
- Accurate to within $\pm 0.27\%$ x°F ($\pm 0.15\%$ x°C).
- Probe size: 0.12" (3 mm) round x 0.79" (20 mm) long stainless steel housing.
- Cable length: 3.28 ft (1 m) 4-wire lead.
- PT100, Type A, 385 curve

See the product manual for the [E-1W](#) for instruction on monitoring sensor readings and setting alert communications.

WARRANTY INFORMATION

The warranty period on this product (parts and labor) is two (2) years from the date of purchase. Please contact Network Technologies Inc at **(800) 742-8324** (800-RGB-TECH) or **(330) 562-7070** or visit our website at <http://www.networktechinc.com> for information regarding repairs and/or returns. A return authorization number is required for all repairs/returns.

MAN429 Rev. 4/17/23